

## Research Article

**Cite this article:** Striegel A, Lawrence NC, Knezevic SZ, Krumm JT, Hein G, Jhala AJ (2020) Control of glyphosate/glufosinate-resistant volunteer corn in corn resistant to aryloxyphenoxypropionates. *Weed Technol.* **34**: 309–317. doi: [10.1017/wet.2020.41](https://doi.org/10.1017/wet.2020.41)

Received: 26 January 2020

Revised: 27 March 2020

Accepted: 1 April 2020

First published online: 13 April 2020

**Associate Editor:**

William Johnson, Purdue University

**Keywords:**

ACCCase-inhibiting herbicides; crop rotation; DIMs; FOPs; weed management


**Nomenclature:**

Clethodim, fenoxaprop-*p*-ethyl, fluzifop-*p*-butyl; pinoxaden; quizalofop-*p*-ethyl; sethoxydim; field corn, *Zea mays* L

**Author for correspondence:**

Amit J. Jhala, Department of Agronomy and Horticulture, University of Nebraska–Lincoln, 279 Plant Science Hall, P.O. Box 830915, Lincoln, NE 68588. Email: [Amit.Jhala@unl.edu](mailto:Amit.Jhala@unl.edu)

# Control of glyphosate/glufosinate-resistant volunteer corn in corn resistant to aryloxyphenoxypropionates

Adam Striegel<sup>1</sup>, Nevin C. Lawrence<sup>2</sup>, Stevan Z. Knezevic<sup>3</sup>, Jeffrey T. Krumm<sup>4</sup>, Gary Hein<sup>5</sup> and Amit J. Jhala<sup>6</sup> 

<sup>1</sup>Graduate Student, Department of Agronomy and Horticulture, University of Nebraska–Lincoln, Lincoln, NE, USA;

<sup>2</sup>Assistant Professor, Panhandle Research and Extension Center, University of Nebraska–Lincoln, Scottsbluff, NE, USA; <sup>3</sup>Professor, Department of Agronomy and Horticulture, University of Nebraska–Lincoln, Lincoln, NE, USA;

<sup>4</sup>Field Development Scientist, Corteva Agriscience, Hastings, NE, USA; <sup>5</sup>Director, Doctor of Plant Health Professional Program and Professor, Department of Entomology, University of Nebraska–Lincoln, Lincoln, NE, USA and <sup>6</sup>Associate Professor, Department of Agronomy and Horticulture, University of Nebraska–Lincoln, Lincoln, NE, USA

**Abstract**

Corn-on-corn production systems, common in highly productive irrigated fields in South Central Nebraska, can create issues with volunteer corn management in corn fields. Enlist™ corn is a new multiple herbicide-resistance trait providing resistance to 2,4-D, glyphosate, and the aryloxyphenoxypropionate herbicides (FOPs), commonly integrated in glufosinate-resistant germplasm. The objectives of this study were to (1) evaluate ACCCase-inhibiting herbicides for glyphosate/glufosinate-resistant volunteer corn control in Enlist corn and (2) evaluate the effect of ACCCase-inhibiting herbicide application timing (early POST vs. late POST) on volunteer corn control, Enlist corn injury, and yield. Field experiments were conducted in 2018 and 2019 at South Central Agricultural Laboratory near Clay Center, NE. Glyphosate/glufosinate-resistant corn harvested the year prior was cross-planted at 49,000 seeds ha<sup>-1</sup> to mimic volunteer corn in this study. After 7 to 10 d had passed, Enlist corn was planted at 91,000 seeds ha<sup>-1</sup>. Application timing of FOPs (fluzifop, quizalofop, and fluzifop/fenoxaprop) had no effect on Enlist corn injury or yield, and provided 97% to 99% control of glyphosate/glufosinate-resistant volunteer corn at 28 d after treatment (DAT). Cyclohexanediones (clethodim and sethoxydim; DIMs) and phenylpyrazolin (pinoxaden; DEN) provided 84% to 98% and 65% to 71% control of volunteer corn at 28 DAT, respectively; however, the treatment resulted in 62% to 96% Enlist corn injury and 69% to 98% yield reduction. Orthogonal contrasts comparing early-POST (30-cm-tall volunteer corn) and late-POST (50-cm-tall volunteer corn) applications of FOPs were not significant for volunteer corn control, Enlist corn injury, and yield. Fluzifop, quizalofop, and fluzifop/fenoxaprop resulted in 94% to 99% control of glyphosate/glufosinate-resistant volunteer corn with no associated Enlist corn injury or yield loss; however, quizalofop is the only labeled product as of 2020 for control of volunteer corn in Enlist corn.

**Introduction**

Nebraska is the third largest corn-producing state in the United States (after Iowa and Illinois), with approximately 3.8 to 3.9 million ha of hybrid corn planted each year (Nebraska Corn Board 2017). With commercialization of glyphosate-resistant (GR) corn in 1998 and soybean [*Glycine max* (L.) Merr.] in 1996, GR crops have been widely adopted across the United States and in many other countries as well (Dill et al. 2008). Further advancements in genetic engineering have led to the commercialization of crops with multiple herbicide-resistant (HR) traits, such as glufosinate- and glyphosate-resistant corn (Green et al. 2008) and soybean (Beckie et al. 2019). In 2018, HR corn and soybean composed 90% and 94% of total corn and soybean production in the United States, respectively (USDA-ERS 2018). Herbicide-resistant crops have provided flexibility in weed management to producers; however, over-reliance on a single herbicide or herbicide(s) with the same site of action has led to shifts in weed species composition (Owen 2008) and the evolution of HR weed biotypes (Heap 2014, 2020; Johnson et al. 2009).

With widespread adoption of GR corn in the United States, correlative increases in the presence of GR volunteer corn in rotated crops have been identified (Davis et al. 2008), creating management concerns (Marquardt et al. 2012a) as well as new challenges for management of insect resistance (Krupke et al. 2009). Derived from dropped ears or kernels and lodged plants in the field, volunteer corn overwinters in the field and emerges the following year (Chahal and Jhala 2015). Although grain loss due to mechanized harvest can be reduced to below 5%

© Weed Science Society of America, 2020.



(Shauck 2011; Shay et al. 1983), adverse weather conditions (hail and windstorms) prior to harvest can increase plant lodging and dropped corn ears, resulting in additional loss and management problems with volunteer corn the following year (Rees and Jhala 2018). Managing volunteer corn requires additional selective herbicides when tillage is not an option because of the retention of the HR traits from the initially planted hybrid parent (Steckel et al. 2009). Acting as a very competitive weed, volunteer corn (depending on density) can cause yield reductions in rotated crops. Kniss et al. (2012) reported that volunteer corn densities of 1 to 1.7 plants  $m^{-2}$  reduced sugar beet (*Beta vulgaris* L.) sucrose yield by 19%. Likewise, Clewis et al. (2008) reported that cotton (*Gossypium hirsutum* L.) lint yield was reduced by 4% to 8% for each 500 g of volunteer corn biomass per meter of crop row. In soybean, Beckett and Stoller (1988) reported that a single clump of 5 to 10 plants  $m^{-2}$  resulted in a 6% yield reduction. Similarly, Andersen et al. (1982) reported that uncontrolled volunteer corn densities of one clump per 2.4 m of row resulted in 31% soybean yield reduction. Research conducted in Nebraska has shown similar results, with volunteer corn densities of 8,750, 17,500, and 35,000 plants  $ha^{-1}$  reducing soybean yields by 10%, 27%, and 97%, respectively (Chahal and Jhala 2016; Wilson et al. 2010).

In addition to research focused on the effects of volunteer corn in rotated agronomic crops, studies examining yield effects of volunteer corn on hybrid corn and the control of failed hybrid corn stands in replant situations have also been conducted. For example, Shauck and Smeda (2014) reported that 0.5 to 8 hybrid corn plants  $m^{-2}$  resulted in 7% to 81% corn yield reductions under a replant situation. Likewise, Steckel et al. (2009) reported that 27,000 hybrid corn plants  $ha^{-1}$  reduced corn yield by 1,000 kg  $ha^{-1}$ , with a yield loss threshold of two plants  $m^{-2}$ . Yield effects of high volunteer corn densities were studied by Alms et al. (2016) and Marquardt et al. (2012b), who reported that 8 and 9 volunteer corn plants  $m^{-2}$  resulted in 0 to 41% and 22% to 23% corn yield reductions, respectively.

In Nebraska, 1.5 to 1.6 million ha more of corn is produced annually than soybean (2.3 million ha) (USDA-NASS 2017). This discrepancy indicates that many producers are rotating corn into a non-soybean crop, or more commonly, utilizing a corn-on-corn production system. In South Central Nebraska especially, highly productive soils and easy access to irrigation have promoted adoption of corn-on-corn cropping systems. With a majority of Nebraska producers implementing no-till or reduced-tillage cropping systems (Sarangi and Jhala 2019), management of volunteer corn has relied on POST herbicides in soybean production (Chahal and Jhala 2015). Prior to the commercialization of GR crops, glyphosate was commonly used with rope-wick applicator to selectively control volunteer corn in soybean fields (Andersen et al. 1982; Beckett and Stoller 1988; Dale 1981); however, widespread adoption of GR corn has made this control practice ineffective. With commercialization of stacked glyphosate- and glufosinate-resistant corn in 2012, planned rotations between GR and glufosinate-resistant hybrids have also become challenging for producers to implement successfully as a result of the prevalence of stacked glyphosate- and glufosinate-resistance traits in many elite hybrids. With widespread adoption in the United States, glyphosate/glufosinate-resistant hybrids make both glyphosate and glufosinate ineffective for controlling volunteer corn in the following year (Chahal and Jhala 2015).

In rotated fields, the need for selective POST herbicides to control volunteer corn and grass weed species has led to the use of acetyl-coenzyme A carboxylase (ACCCase)-inhibiting herbicides.

Comprised of the aryloxyphenoxypropionate (FOPs), cyclohexanediones (DIMs), and phenylpyrazolin chemical families, diclofop, clethodim, fluazifop, quizalofop, and sethoxydim have been reported by previous researchers to be effective for controlling volunteer corn in soybean (Andersen et al. 1982; Beckett et al. 1992; Beckett and Stoller 1988; Marquardt and Johnson 2013; Soltani et al. 2006; Young and Hart 1997), and in sethoxydim-resistant corn (Vangessel et al. 1997). However, control of glyphosate/glufosinate-resistant volunteer corn in corn has not been previously studied because of a lack of selective herbicides (Shauck 2011).

Enlist is a new multiple HR corn trait developed by Corteva Agriscience conferring resistance to 2,4-D, glyphosate, and FOP herbicides. Commonly integrated in glufosinate-resistant germplasm, Enlist is the first commercialized HR trait providing resistance to FOPs herbicides in corn; as such, it provides an opportunity for selective in-season management of glyphosate/glufosinate-resistant volunteer corn through the use of FOP herbicides. Before recommending this technology to growers, Enlist corn must be assessed for volunteer corn control and Enlist corn safety. The objectives of this project were (1) to evaluate ACCCase-inhibiting herbicides for glyphosate/glufosinate-resistant volunteer corn control in Enlist corn and (2) to evaluate the effect of timing of applying ACCCase-inhibiting herbicides (early POST vs. late POST) on volunteer corn control, Enlist corn injury, and yield.

## Materials and Methods

### Site Description

Field experiments were conducted at the South Central Agricultural Laboratory, University of Nebraska–Lincoln, near Clay Center, NE. Fields were irrigated by center pivot and followed a corn–soybean crop rotation, with soybean preceding the field experiment in both years. The soil texture at the research site consisted of a Hastings silt loam (montmorillonitic, mesic, Pachic Argiustolls) with a pH of 6.5, 17% sand, 58% silt, 25% clay, and 3.0% organic matter.

Treatments were arranged in a randomized complete block design with four replications. Plot size was 3 m wide (four corn rows spaced 0.75 m wide) by 9 m long. Herbicide treatments comprised six ACCCase inhibitors (fluazifop, quizalofop, fluazifop/fenoxaprop, clethodim, sethoxydim, and pinoxaden) applied at two application timings based on the height of volunteer corn. For comparison, a no-POST herbicide control and weed-free control treatment were included. Due to recent commercialization of Enlist corn, supplementary labels for ACCCase-inhibiting herbicides were not available; thus, application rates were selected based on labeled rates for control of volunteer corn in soybean and included all label-recommended adjuvants, excluding pinoxaden, which was applied at labeled rates for grass weed control in wheat (*Triticum aestivum* L.) (Table 1). Labeled rates for volunteer corn control in soybean were selected for all other treatments because of the prevalence of corn/soybean cropping rotations in the Midwest, as well as local use of many of these herbicides in soybean production fields.

Treatments were applied with a CO<sub>2</sub>-pressurized backpack sprayer consisting of a five-nozzle boom fitted with AIXR 110015 flat-fan nozzles (TeeJet Spraying Systems Co., Wheaton, IL) calibrated to deliver 140 L  $ha^{-1}$  at 276 kPa. Early-POST (EPOST) herbicides were applied on June 12, 2018 and June 13, 2019, when volunteer corn was 30 cm (V5) and 28 cm (V5) in

**Table 1.** Acetyl CoA carboxylase (ACCase)-inhibiting herbicides, their application timings, rates, and products used for control of volunteer corn in aryloxyphenoxypropionate-resistant corn in field experiments conducted at South Central Agricultural Lab near Clay Center, NE, in 2018 and 2019.<sup>a</sup>

Herbicide program <sup>b</sup>	Timing	Rate	Trade name	Manufacturer	Adjuvants <sup>c</sup>
g ai ha <sup>-1</sup>					
No-POST herbicide					
Weed-free control					
Fluazifop	EPOST	70	Fusilade <sup>®</sup> DX	Syngenta Crop Protection, LLC, Greensboro, NC, 27419	COC
Quizalofop	EPOST	31	Assure <sup>®</sup> II	Corteva AgriScience, Wilmington, DE 19880	AMS1 + COC
Fluazifop/fenoxaprop	EPOST	133	Fusion <sup>®</sup>	Syngenta Crop Protection	AMS2 + COC
Clethodim	EPOST	68	Select Max <sup>®</sup>	Valent USA Corp., Walnut Creek, CA 94596	NIS
Sethoxydim	EPOST	158	Poast Plus <sup>®</sup>	BASF Corp., Research Triangle Park, NC 27709	AMS3 + COC
Pinoxaden	EPOST	44	Axial <sup>®</sup> XL	Syngenta Crop Protection	COC
Fluazifop	LPOST	105	Fusilade <sup>®</sup> DX	Syngenta Crop Protection	COC
Quizalofop	LPOST	39	Assure <sup>®</sup> II	Corteva AgriScience	AMS1 + COC
Fluazifop/fenoxaprop	LPOST	133	Fusion <sup>®</sup>	Syngenta Crop Protection	AMS2 + COC
Clethodim	LPOST	119	Select Max <sup>®</sup>	Valent USA Corp.	NIS
Sethoxydim	LPOST	210	Poast Plus <sup>®</sup>	BASF Corp.	AMS3 + COC
Pinoxaden	LPOST	60	Axial <sup>®</sup> XL	Syngenta Crop Protection	COC

<sup>a</sup>Abbreviations: AMS, Ammonium sulfate (N-Pak AMS Liquid; Winfield United, LLC, St. Paul, MN); COC, crop oil concentrate (Agri-Dex; Helena Chemical Co., Collierville, TN); EPOST, early POST; LPOST, late POST; NIS, nonionic surfactant (Induce; Helena Chemical Co.).

<sup>b</sup>A pre-mix of S-metolachlor, atrazine, mesotrione, bicyclopyrone (Acuron; Syngenta Crop Protection, LLC, Greensboro, NC) was applied PRE at 2,410 g ai ha<sup>-1</sup> to the entire experimental area on May 10, 2018 and May 3, 2019.

<sup>c</sup>AMS1 at 4% v/v, AMS2 at 3% v/v, AMS3 at 5% v/v, COC at 1% v/v, and NIS at 0.25% v/v were mixed with POST herbicide treatments based on label recommendations.

height, respectively, with Enlist corn at 36 cm (V7). Late-POST (LPOST) herbicides were applied June 18, 2018 and June 24, 2019, when volunteer corn was 50 cm (V7) in height with Enlist corn at 70 and 73 cm (V8), respectively.

To simulate uniform infestations of volunteer corn, glyphosate/glyphosate-resistant corn harvested from the field (F<sub>2</sub> populations) in 2017 (Pioneer P1197 AM) and 2018 (Channel 210-26 STX) were planted in no-tillage conditions at a population of 49,000 seeds ha<sup>-1</sup> at a depth of 4.5 cm on April 26, 2018 and April 23, 2019 across the entire plot, for a total of 12 rows per plot spaced 0.75 m apart. Enlist corn hybrids were planted perpendicular to the volunteer corn rows at a density of 91,000 seeds ha<sup>-1</sup> in rows spaced 0.75 m apart at a depth of 4.5 cm on May 7, 2018 and May 1, 2019, respectively. Enlist corn hybrid Mycogen MY10V09 was used in 2018, but because of end-of-season stalk strength concerns, was replaced with Enlist corn hybrid Mycogen MY11V17 in 2019.

To control broadleaf and grass weed species without affecting cross-planted volunteer corn in all experimental plots, a pre-mix of S-metolachlor, atrazine, mesotrione, bicyclopyrone (Acuron; Syngenta Crop Protection, LLC, Greensboro, NC) was applied PRE at 2,410 g ai ha<sup>-1</sup> to the entire experimental area on May 10, 2018 and May 3, 2019. A general maintenance application of glyphosate (Roundup PowerMAX; Monsanto Co., St. Louis, MO) at 1.50 kg ae ha<sup>-1</sup> was applied on June 20, 2018 to the entire experimental area excluding the no-POST herbicide control plots, to provide POST control of all other broadleaf and grass weeds. Because of the presence of glyphosate-resistant Palmer amaranth (*Amaranthus palmeri* S. Wats.) at the experimental location in 2019, general maintenance application of glyphosate was replaced with glufosinate (Liberty 280 SL; Bayer Crop Science, Research Triangle Park, NC) at 0.90 kg ai ha<sup>-1</sup> plus acetochlor (Warrant; Monsanto Co., St. Louis, MO) at 1.26 kg ai ha<sup>-1</sup>, which were applied on June 17, 2019 to the experimental area, excluding the No-POST herbicide control plots.

### Data Collection

Crop and volunteer corn stands were assessed at 28 d after PRE (DAPRE) herbicide applications by counting the number of crop and volunteer corn plants in a 1-m<sup>2</sup> quadrat placed across the middle

two Enlist corn rows. Visual estimates of volunteer corn control were recorded at 14 and 28 d after early-POST (DAEPOST) and late-POST (DALPOST) herbicide applications based on a scale of 0 to 100%, where 0 equals no control and 100% equals volunteer corn plant death. A similar scale was utilized to assess crop injury at 14 and 28 DAEPOST/LPOST. At 21 DAEPOST/LPOST, a 1-m<sup>2</sup> quadrat was placed over the middle two rows in each plot, and volunteer corn density and total volunteer corn biomass (living and dead) were recorded. Within each quadrat, a representative sample of total crop biomass (living and dead) was collected from 0.5 m from either the left or right row. Collected aboveground biomass was oven-dried at 70 C for 10 d, and dry weight was recorded. Corn was harvested from the center two rows in each plot at maturity using a small-plot combine with grain weight and moisture content recorded and adjusted to 15.5%. Percent biomass reduction and percent yield loss (Y) were calculated using Equation 1 (Wortman 2014).

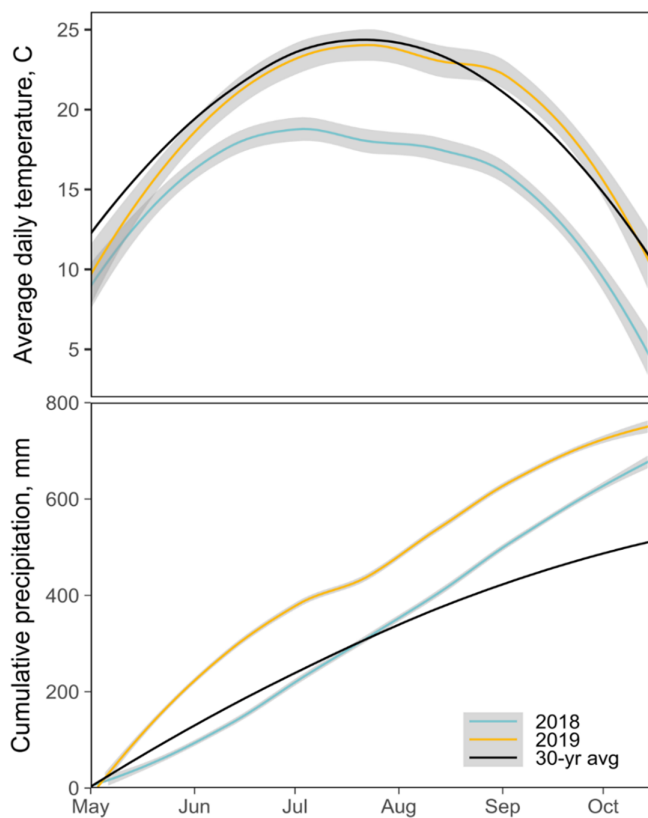
$$Y = [(C-B)/C] \times 100 \quad [1]$$

where *C* represents the volunteer corn biomass from the no-POST herbicide plots or yield from the weed-free control, or crop biomass from weed-free control, and *B* represents the volunteer corn biomass or crop biomass, or grain yield from the treated plots.

### Statistical Analysis

Data were subjected to ANOVA using R 3.6.1, utilizing the base packages in the Stats Package “stats” version 3.6.1 (R Core Team 2018), the Statistical Procedures for Agricultural Research Package “agricolae” version 1.3-1 (Mendiburu 2019), and Various R Programming Tools for Model Fitting Package “gmodels” version 2.18.1 (Warnes et al. 2018). One-way ANOVA was performed using the *aov* function, with treatment and year as fixed effect. Replication nested within years were considered as a random effect in the model. If year-by-treatment interactions were significant, data were analyzed separately among years.

ANOVA assumptions of normality was tested using Shapiro-Wilk tests with the *shapiro.test* function, and homogeneity of variance was tested using Bartlett, Fligner-Killen, and Levene’s tests



**Figure 1.** Average daily air temperature (C) and total cumulative precipitation (mm) received during the 2018 and 2019 growing seasons compared to the 30-yr average at the University of Nebraska–Lincoln, South Central Agricultural Laboratory near Clay Center, NE.

(Wang et al. 2017) with the *bartlett.test*, *fligner.test* (Kniss and Streibig 2018) and *leveneTest* functions, respectively. Square root and logit transformation of data did not improve normality; therefore, data that failed ANOVA assumptions of normality and homogeneity of variance (crop and volunteer corn biomass reductions, ratings for volunteer corn control, crop injury) were subjected to nonparametric Kruskal-Wallis tests (McDonald 2014; Ostertagová et al. 2014) using the *kruskal* function. Treatment means were separated at  $P \leq 0.05$  using Fisher's protected LSD tests with the *LSD.test* function and the *kruskal* function with Benjamini-Hochberg and Bonferroni P-value adjustments, respectively, to correct for multiple comparisons (Mendiburu 2019). Following treatment means separation, *a priori* orthogonal contrasts were performed with the *fit.contrast* function (Warnes et al. 2018).

## Results and Discussion

Average daily temperature in 2018 (14.5 C) was lower than the 30-yr average (19.0 C) for the experiment location, but similar in 2019 (Figure 1). Cumulative precipitation received in both years exceeded the 30-yr average, with 714 mm in 2018 and 756 mm in 2019 from May to November (Figure 1). Year-by-treatment interactions were not significant for most experimental variables, excluding crop yield, yield reduction, and 28 DAPOST crop injury; therefore, data from 2018 and 2019 were separated on a per-variable basis. Data from pinoxaden applied EPOST in 2019 were

removed from analysis of the current study because of the mistaken substitution of pinoxaden with an unknown FOP herbicide.

### Crop and Volunteer Corn Stand

Enlist corn and volunteer corn stands did not differ from 2018 or 2019 at 28 DAPRE, nor across treatments ( $P = 0.83$ ,  $P = 0.70$ ), with overall study means of 79,000 Enlist corn plants  $\text{ha}^{-1}$ , and 41,000 volunteer corn plants  $\text{ha}^{-1}$  (Table 2).

### Volunteer Corn Control

ACCCase-inhibiting herbicides evaluated in this study provided 94% to 99% control of volunteer corn at 14 DAEPOST and LPOST, except for pinoxaden applied LPOST (85%) (Table 2). Similarly, at 28 DAEPOST and LPOST, fluzifop, quizalofop, and fluzifop/fenoxaprop provided 97% to 99% control of volunteer corn, whereas clethodim and sethoxydim provided 90% and 84% control 28 DAEPOST and 98% and 94% control at 28 DALPOST, respectively. Pinoxaden provided 65% control of volunteer corn 28 DAEPOST in 2018, and 71% control 28 DALPOST in 2018 and 2019 (Table 2). Orthogonal contrasts for application timing was significant for DIM herbicides, with 87% and 97% control of volunteer corn at 28 DAEPOST and LPOST, respectively. Previous studies have demonstrated that ACCCase-inhibiting herbicides provide effective control of volunteer corn. In a 2-yr study in Nebraska, Chahal and Jhala (2015) reported 76% to 93% volunteer corn control at 15 d after application of ACCCase-inhibiting herbicides in soybean. Similarly, Underwood et al. (2016) reported that quizalofop and clethodim provided 95% control of glyphosate-resistant volunteer corn at 4 wk after application in dicamba-resistant soybean. Although application time was significant ( $P < 0.001$ ) for DIM herbicides in this study at 28 DAPOST, overall efficacy of clethodim was comparable to a 2-yr, two-location study conducted in Indiana in which early (30 cm) and late (90 cm) applications of clethodim provided 95% to 99% control of volunteer corn at 28 d after application in soybean (Marquardt and Johnson 2013).

Prior to harvest near the end of the growing season, fluzifop, quizalofop, and fluzifop/fenoxaprop provided 94% to 99% control of volunteer corn in both years regardless of volunteer corn height at the time of application. Orthogonal contrasts comparing volunteer corn control by application time in clethodim and sethoxydim were significant ( $P < 0.001$ ), with 89% and 96% control of volunteer corn for EPOST and LPOST applications, respectively. Reduced volunteer corn control for EPOST (28 to 30 cm, V5) applications of clethodim and sethoxydim was primarily due to the production of axillary tillers by volunteer corn in response to herbicide applications that persisted throughout the growing season (Figure 2). This physiological response was not observed in plots that received FOPs but was also present to a lesser extent for EPOST application of pinoxaden.

At the end of the season, pinoxaden provided 60% and 85% control of volunteer corn for EPOST and LPOST applications, respectively, with volunteer corn and Enlist corn growing out of the injury symptoms and persisting to the end of the growing season. This could be attributed to the rate of pinoxaden applied in the current study (44 and 60 g ai  $\text{ha}^{-1}$ ) but is unsurprising, as pinoxaden is labeled in wheat and barley (*Hordeum vulgare* L.) for POST control of grass weeds and has not previously been studied for volunteer corn control as it is not labeled for volunteer corn control (Anonymous 2014).



**Table 2.** Effects of acetyl CoA carboxylase (ACCCase)-inhibiting herbicides on control of glyphosate/glufosinate-resistant volunteer corn at 14 DAPOST, 28 DAPOST, and pre-harvest, with 21-DAPOST biomass reduction and 28-DAPRE stand for field experiments conducted at South Central Agricultural Lab near Clay Center, NE, in 2018 and 2019.<sup>a</sup>

Herbicide program	Timing	Rate g ai ha <sup>-1</sup>	Crop stand 28 DAPRE		Volunteer corn control <sup>b</sup>			Volunteer corn biomass reduction <sup>b</sup>
			Enlist corn	Volunteer corn	14 DAPOST	28 DAPOST	Pre-harvest	21 DAPOST
			Plants ha <sup>-1</sup>		%			
No-POST herbicide			79,500	43,000	0	0	0	0.0 f
Weed-free control			78,000		99	99	99	100 a
Fluazifop	EPOST	70	79,750	42,000	99 a	97 a	94 ab	71.7 bc
Quizalofop	EPOST	31	75,500	34,750	98 a	99 a	99 a	65.7 bcd
Fluazifop/fenoxaprop	EPOST	133	79,000	37,250	99 a	99 a	99 a	73.8 b
Clethodim	EPOST	68	80,000	44,000	94 a	90 bc	90 cd	72.3 bc
Sethoxydim	EPOST	158	77,000	50,000	98 a	84 c	88 cd	64.0 bcd
Pinoxaden	EPOST	44	77,000	47,000	99 a	65 d	60 d	49.6 bcde
Fluazifop	LPOST	105	79,500	41,500	99 a	99 a	99 a	60.3 bcd
Quizalofop	LPOST	39	81,500	37,500	99 a	99 a	99 a	50.9 bcde
Fluazifop/fenoxaprop	LPOST	133	77,750	35,000	99 a	99 a	99 a	57.0 bcd
Clethodim	LPOST	119	78,250	43,500	97 a	98 a	99 a	43.3 de
Sethoxydim	LPOST	210	85,000	39,750	97 a	94 ab	94 bc	47.8 cde
Pinoxaden	LPOST	60	78,000	39,750	85 b	71 d	85 de	25.3 ef
LSD value					6.4	7.1	6.8	25.7
P value			0.830	0.700	0.001	<0.001	<0.001	<0.001
Contrasts <sup>c</sup>								
FOP: EPOST vs. LPOST			NS	NS	98 vs. 99 NS	98 vs. 99 NS	97 vs. 99 NS	73.7 vs. 52.0 ***
DIM: EPOST vs. LPOST			NS	NS	96 vs. 97 NS	87 vs. 97 ***	89 vs. 96 ***	68.1 vs. 45.5 ***

<sup>a</sup>Abbreviations: DAPRE, days after PRE herbicide application; DAPOST, days after POST; DIM, herbicides in the cyclohexanedione family; EPOST, early POST; FOP, herbicides in the aryloxyphenoxypropionate family; LPOST, late POST.

<sup>b</sup>Means presented within this table with no common letters are significantly different according to Fisher's protected LSD with Bonferroni correction for multiple comparison, where  $\alpha = 0.05$ .

<sup>c</sup>a priori orthogonal contrasts: \* significant ( $P < 0.05$ ); \*\* significant ( $P < 0.01$ ); \*\*\* significant ( $P < 0.001$ ); NS, nonsignificant ( $P \geq 0.05$ ).



**Figure 2.** Axillary tiller production depicted 28 d after early-POST application of sethoxydim at 158 g ai ha<sup>-1</sup> for control of glyphosate/glufosinate-resistant volunteer corn in Enlist corn in experiments conducted at the University of Nebraska-Lincoln, South Central Agricultural Laboratory near Clay Center, NE.

### Volunteer Corn Biomass Reduction

Compared to the no-POST herbicide control at EPOST (129 g m<sup>2</sup>) and LPOST (211 g m<sup>2</sup>), ACCCase-inhibiting herbicides evaluated in this study provided 43% to 74% reduction of volunteer corn biomass except pinoxaden (25%) at 21 DALPOST. EPOST applications resulted in high biomass reductions compared to LPOST applications (Table 2). In contrast, Soltani et al. (2006) reported 89% to 99% GR volunteer corn biomass reduction at 70 d after application of clethodim, fluazifop, and quizalofop in GR soybean. Similarly, Underwood et al. (2016) reported 90% to 99% volunteer corn biomass reduction at 42 d after application of quizalofop and clethodim. The relatively lower biomass reduction observed in the

current study could be due to the timing of volunteer biomass collection at 21 d after applying ACCCase-inhibiting herbicides compared with more than 40 d after application in previous studies (Chahal and Jhala 2015; Soltani et al. 2006; Underwood et al. 2016).

### Crop Biomass Reduction

Reduction in Enlist corn biomass was not different from the weed-free control at EPOST (316 g m<sup>-2</sup>) or LPOST (407 g m<sup>-2</sup>) applications of fluazifop, quizalofop, and fluazifop/fenoxaprop. In contrast, clethodim and sethoxydim reduced crop biomass by 64% to 69% regardless of application time, whereas pinoxaden resulted in 28% and 37% crop biomass reduction at 21 DAEPOST and LPOST, respectively. A 17% reduction to Enlist corn biomass in the no-POST herbicide control was also observed. Results from the current study are similar to reductions in Enlist corn biomass by clethodim and sethoxydim reported by Soltani et al. (2015), with 97% and 99% reduction for sethoxydim and clethodim at 42 DAT, respectively. Likewise, crop biomass reduction in the no-POST herbicide control is consistent with the findings of Marquardt et al. (2012b), in which volunteer corn competition reduced hybrid corn leaf area and biomass.

### Crop Injury

Enlist corn injury was not observed for fluazifop, quizalofop, or fluazifop/fenoxaprop applied EPOST or LPOST at any observation time (Table 3). In contrast, high levels of crop injury were observed with clethodim and sethoxydim (Figure 3), with 66% to 88% injury at 28 DAEPOST, and 88% to 89% injury at 28 DALPOST in 2018 and 2019 (Table 3). Similarly, pinoxaden resulted in 25% and 59% to 61% crop injury at 28 DAEPOST and LPOST, respectively. Clethodim and sethoxydim have been previously shown to injure Enlist corn by Soltani et al. (2015), reporting 92% to 97% and 84%

**Table 3.** Effects of acetyl CoA carboxylase (ACCase)-inhibiting herbicides on Enlist corn injury at 14 DAPOST, 28 DAPOST, and pre-harvest, with 21 DAPOST aboveground crop biomass reduction for field experiments conducted at South Central Agricultural Lab near Clay Center, NE in 2018 and 2019.<sup>a</sup>


Herbicide program	Timing	Rate g ai ha <sup>-1</sup>	Enlist corn injury <sup>b</sup>				Enlist corn biomass reduction 21 DAPOST <sup>b,c</sup>
			14 DAPOST <sup>b,c</sup>	28 DAPOST		Pre-harvest <sup>b,c</sup>	
				2018	2019		
No-POST herbicide			0	0	0	0	17.2 bc
Weed-free control			0	0	0	0	0.0 a
Fluazifop	EPOST	70	0 a	0 a	0 a	0 a	1.3 a
Quizalofop	EPOST	31	0 a	0 a	0 a	0 a	6.7 a
Fluazifop/fenoxaprop	EPOST	133	0 a	0 a	0 a	0 a	2.5 a
Clethodim	EPOST	68	94 cd	64 c	88 d	77 c	67.8 d
Sethoxydim	EPOST	158	96 cd	76 cd	66 c	78 c	69.5 d
Pinoxaden	EPOST	44	89 cd	25 b	–	62 b	27.9 c
Fluazifop	LPOST	105	0 a	0 a	0 a	0 a	0.0 a
Quizalofop	LPOST	39	0 a	0 a	0 a	0 a	0.0 a
Fluazifop/fenoxaprop	LPOST	133	0 a	0 a	0 a	0 a	0.7 a
Clethodim	LPOST	119	99 d	98 d	89 d	90 d	64.3 d
Sethoxydim	LPOST	210	97 cd	96 d	88 d	96 d	63.7 d
Pinoxaden	LPOST	60	85 b	56 bc	61 c	84 c	36.7 c
LSD value			12.9	23.2	5.4	7.9	16.7
P value			<0.001	<0.001	<0.001	<0.001	<0.001
Contrasts <sup>d</sup>							
FOP: EPOST vs. LPOST			0 vs. 0 NS	0 vs. 0 NS	0 vs. 0 NS	0 vs. 0 NS	2.2 vs. 0.0 NS
DIM: EPOST vs. LPOST			95 vs. 98 NS	70 vs. 97 ***	77 vs. 88 **	77 vs. 97 ***	61.9 vs. 61.2 NS

<sup>a</sup>Abbreviations: DAPOST, days after POST; DIM, herbicides in the cyclohexanedione family; EPOST, early POST; FOP, herbicides in the aryloxyphenoxypropionate family; LPOST, late POST.

<sup>b</sup>Means presented within this table with no common letters are significantly different according to Fisher's protected LSD with Bonferroni correction for multiple comparison, where  $\alpha = 0.05$ .

<sup>c</sup>Data presented in these columns were pooled across both years (2018 and 2019) unless otherwise indicated.

<sup>d</sup>*a priori* orthogonal contrasts; \* significant ( $P < 0.05$ ); \*\* significant ( $P < 0.01$ ); \*\*\* significant ( $P < 0.001$ ); NS, nonsignificant ( $P \geq 0.05$ ).

**Figure 3.** Enlist corn injury shown after (A) sethoxydim applied at 210 g ai ha<sup>-1</sup> and 14 d after late-POST application; (B) clethodim applied at 119 g ai ha<sup>-1</sup>, for control of glyphosate/glufosinate-resistant volunteer corn in Enlist corn in experiments conducted at the University of Nebraska–Lincoln, South Central Agricultural Laboratory near Clay Center, NE.

to 96% control of volunteer Enlist corn in soybean, respectively. The same study also demonstrated volunteer Enlist corn tolerance of fluazifop, fenoxaprop, and quizalofop. Prior to harvest, clethodim and sethoxydim applied LPOST resulted in higher crop injury (97%) compared to EPOST applications (77%) (Table 3). Lower crop injury ratings of EPOST applications of clethodim and sethoxydim were due in part to axillary tillers produced by the Enlist corn, which was 36 cm tall (V7) at the time of application. Enlist corn tillers persisted through the growing season and produced harvestable grain (Table 4).

### Crop Yield

Wind and hail storms in 2019 reduced end-of-season crop stand compared to 2018; therefore, Enlist corn yield was analyzed separately by year. Plots receiving EPOST and LPOST applications of fluazifop, quizalofop, and fluazifop/fenoxaprop resulted in Enlist corn yield comparable to the weed-free control in 2018 (13,601 kg ha<sup>-1</sup>) and in 2019 (8,150 kg ha<sup>-1</sup>). Likewise, percent yield reduction calculated in comparison to the weed-free control ranged from 0 to 7% without statistical difference among FOPs

**Table 4.** Effect of acetyl CoA carboxylase (ACCCase)-inhibiting herbicides on Enlist corn yield and percent yield reduction in field experiments conducted in 2018 and 2019 at the South Central Agricultural Lab near Clay Center, NE.<sup>a-c</sup>

Herbicide program	Timing	Rate g ai ha <sup>-1</sup>	Enlist corn yield		Yield reduction	
			2018	2019	2018	2019
			kg ha <sup>-1</sup>		%	
No-POST herbicide			14,262 a	8,846 abc	0.0 a	0.0 a
Weed-free control			13,601 a	8,150 bc	0.0 a	0.0 a
Fluazifop	EPOST	70	13,202 a	8,888 abc	2.9 a	0.0 a
Quizalofop	EPOST	31	12,581 ab	8,651 abc	7.5 a	0.0 a
Fluazifop/fenoxaprop	EPOST	133	12,817 ab	9,488 ab	5.8 a	0.0 a
Clethodim	EPOST	68	1,621 d	1,127 e	88.1 d	85.2 c
Sethoxydim	EPOST	158	1,954 d	3,506 d	85.6 d	57.0 b
Pinoxaden	EPOST	44	10,673 b	–	21.5 b	–
Fluazifop	LPOST	105	13,795 a	9,530 ab	0.0 d	0.0 a
Quizalofop	LPOST	39	14,491 a	8,590 abc	0.0 d	0.0 a
Fluazifop/fenoxaprop	LPOST	133	13,342 a	9,738 a	1.9 d	0.0 a
Clethodim	LPOST	119	178 d	556 e	98.7 d	93.2 c
Sethoxydim	LPOST	210	465 d	532 e	96.6 d	93.4 c
Pinoxaden	LPOST	60	4,291 c	1,123 e	68.5 c	86.2 c
LSD value			2,087	1,356	14.6	12.8
P value			<0.001	<0.001	<0.001	<0.001
Contrasts <sup>d</sup>						
FOP: EPOST vs. LPOST			12,867 vs. 13,876 *	9,009 vs. 9,286 NS		
DIM: EPOST vs. LPOST			1,788 vs. 321 ***	2,316 vs. 544 **		

<sup>a</sup>Abbreviations: DIM, herbicides in the cyclohexanedione family; EPOST, early POST; FOP, herbicides in the aryloxyphenoxypropionate family; LPOST, late POST.

<sup>b</sup>Means presented within this table with no common letters are significantly different according to Fisher's protected LSD with Bejamini-Hochberg correction for multiple comparison, where  $\alpha = 0.05$ .

<sup>c</sup>Data presented in this table were separated by year (2018 vs. 2019) because of significant yield reduction from hail and windstorms in August.

<sup>d</sup>*a priori* orthogonal contrasts; \* significant ( $P < 0.05$ ); \*\*significant ( $P < 0.01$ ); \*\*\*significant ( $P < 0.001$ ); NS, nonsignificant ( $P \geq 0.05$ ).

(Table 4). In contrast, clethodim and sethoxydim with EPOST applications resulted in 57% to 88% Enlist corn yield reduction in both years, whereas LPOST applications resulted in 93% to 98% yield reduction in the same period (Table 4). Pinoxaden yield loss varied from 21% to 69% in 2018 for EPOST and LPOST application, respectively, with comparable yield losses to clethodim and sethoxydim in 2019 (86%) for LPOST application. Absence of Enlist corn yield reductions from FOP chemistries and subsequent Enlist corn yield reductions from DIM (i.e., clethodim and sethoxydim) and DEN (i.e., pinoxaden) chemistries presented in this study are comparable to results reported by Soltani et al. (2015). Despite volunteer corn densities of 41,000 plants ha<sup>-1</sup> in 2018 and 2019, no significant reduction in crop yield was observed in the no-POST herbicide control compared to the weed-free control (Table 4). In both years, the entire experimental area including no-POST herbicide control received a premix of atrazine, bicyclopyrone, mesotrione, S-metolachlor applied PRE at labeled rate, which provided excellent early-season weed control. As such, no-POST herbicide control plots were essentially weed-free for most of the growing season, excluding competition from cross-planted volunteer corn. Lack of Enlist corn yield loss from volunteer corn competition in the current study is consistent with Marquardt et al. (2012b), in which 22% to 23% hybrid corn yield loss associated with spike-planted volunteer corn at 8 plants m<sup>-2</sup> were removed when volunteer corn grain was included with hybrid corn grain yield. Likewise, in a 2-yr study conducted in South Dakota by Alms et al. (2016), season-long competition from scattered volunteer corn kernels incorporated by cultipacker at densities ranging from 0.2 to 8.5 plants m<sup>-2</sup> resulted in hybrid corn yield losses ranging from 0 to 41% when volunteer corn was hand-removed prior to harvest. Further analysis of hand-harvested volunteer corn grain from the study indicates that even at low densities volunteer corn can contribute to grain production, with 5,700 kg ha<sup>-1</sup> at

1.6 plants m<sup>-2</sup> and 4,800 kg ha<sup>-1</sup> at 3.4 plants m<sup>-2</sup> (Alms et al. 2016). All referenced studies examining the competitive effects of volunteer corn on hybrid corn established volunteer corn populations via planting individual corn kernels, which were similar to the cross-planting method used in the current study and by Chahal and Jhala (2015) in glufosinate-resistant soybean. Although the literature indicates that yield loss associated with volunteer corn competition in hybrid corn can be compensated by the grain produced by volunteer corn, the unpredictable nature of volunteer corn distribution (dropped ears vs. loose kernels), density, and location within the field and crop rows warrants additional study.

### Practical Implications

Control of glyphosate/glufosinate-resistant volunteer corn has been achieved primarily through the use of ACCase-inhibiting herbicides applied POST in soybean, but no selective herbicide providing effective control of glyphosate/glufosinate-resistant volunteer corn in non-Enlist corn is available. Integration of FOP-resistant

Enlist corn into corn-on-corn production systems will enable control of glyphosate/glufosinate-resistant volunteer corn in a corn-on-corn production system. Results of this study indicate that fluazifop, quizalofop, and fluazifop/fenoxaprop provided 94% to 99% control of glyphosate/glufosinate-resistant volunteer corn with no associated Enlist corn injury or yield loss. Although Enlist corn is resistant to all FOP herbicides, quizalofop is the only product currently labeled for control of volunteer corn in Enlist corn; therefore, other FOPs cannot be applied. Results also indicate sensitivity of Enlist corn to cyclohexanediones (clethodim and sethoxydim) and phenylpyrazolin (pinoxaden); therefore, these cannot be applied. It must be noted that FOP herbicides will not be effective for control of volunteer Enlist corn, because Enlist corn is resistant to FOPs; therefore, rotation of Enlist corn with soybean



or other broadleaf crops where DIMs are labeled is required (Soltani et al. 2015). If corn is planted the year following Enlist corn, no selective herbicide is available to control volunteer Enlist corn in corn.

**Acknowledgments.** The authors would like to acknowledge the contributions of Ethann Barnes in the statistical analysis of this project, Irvin Schleufer and Mike Schlick for field experiment assistance, as well as Amy Hauver, Shawn McDonald, Jasmine Mausbach, Will Neels, Adam Leise, and Jared Stander for assistance with data collection. This project was partially supported by the Nebraska Agricultural Experiment Station with funding from the Hatch Act through the U.S. Department of Agriculture (USDA) National Institute of Food and Agriculture Project # NEB-22-396. This project was also supported by the USDA National Institute of Food and Agriculture's Nebraska Extension Implementation Program. No conflicts of interest on this project have been declared.

## References

- Alms J, Moechnig M, Vos D, Clay SA (2016) Yield loss and management of volunteer corn in soybean. *Weed Technol* 30:254–262
- Andersen RN, Ford JH, Lueschen WE (1982) Controlling volunteer corn (*Zea mays*) in soybeans (*Glycine max*) with diclofop and glyphosate. *Weed Sci* 30:132–136
- Anonymous (2014) Axial XL–Herbicide Product & Label Information, Syngenta US. <http://www.syngenta-us.com/herbicides/axial-xl>. Accessed: January 16, 2020
- Beckett TH, Stoller EW (1988) Volunteer corn (*Zea mays*) interference in soybeans (*Glycine max*). *Weed Sci* 36:159–166
- Beckett TH, Stoller EW, Bode LE (1992) Quizalofop and sethoxydim activity as affected by adjuvants and ammonium fertilizers. *Weed Sci* 40:12–19
- Beckie HJ, Ashworth MB, Flower KC (2019) Herbicide resistance management: recent developments and trends. *Plants* 8:161
- Chahal P, Jhala AJ (2016) Effect of glyphosate-resistant volunteer corn density, control timing, and late season emergence on soybean yield. *Crop Prot* 81:38–42
- Chahal PS, Jhala AJ (2015) Herbicide programs for control of glyphosate-resistant volunteer corn in glufosinate-resistant soybean. *Weed Technol* 29:431–443
- Clewis S, Thomas W, Everman W, Wilcut J (2008) Glufosinate-resistant corn interference in glufosinate-resistant cotton. *Weed Technol* 22:211–216
- Dale JE (1981) Control of johnsongrass (*Sorghum halepense*) and volunteer corn (*Zea mays*) in soybeans (*Glycine max*). *Weed Sci* 29:708–711
- Davis VM, Marquardt PT, Johnson WG (2008) Volunteer corn in northern Indiana soybean correlates to glyphosate-resistant corn adoption. *Crop Manag* 7, 10.1094/CM-2008-0721-01-BR
- Dill GM, CaJacob CA, Padgett SR (2008) Glyphosate-resistant crops: adoption, use and future considerations. *Pest Manag Sci* 64:326–331
- Green JM, Hazel CB, Forney DR, Pugh LM (2008) New multiple-herbicide crop resistance and formulation technology to augment the utility of glyphosate. *Pest Manag Sci* 64:332–339
- Heap I (2014) Global perspective of herbicide-resistant weeds. *Pest Manag Sci* 70:1306–1315
- Heap I (2020) The International Survey of Herbicide Resistant Weeds. Weeds Resistant to EPSP Synthase Inhibitors. <http://www.weedscience.org/Summary/MOA.aspx?MOAID=12>. Accessed: February 21, 2020
- Johnson WG, Davis VM, Kruger GR, Weller SC (2009) Influence of glyphosate-resistant cropping systems on weed species shifts and glyphosate-resistant weed populations. *Eur J Agron* 31:162–172
- Kniss AR, Sbatella GM, Wilson RG (2012) Volunteer glyphosate-resistant corn interference and control in glyphosate-resistant sugarbeet. *Weed Technol* 26:348–355
- Kniss AR, Streibig JC (2018) Statistical analysis of agricultural experiments using R. <https://rstats4ag.org/>. Accessed: September 23, 2019
- Krupke C, Marquardt P, Johnson W, Weller S, Conley SP (2009) Volunteer corn presents new challenges for insect resistance management. *Agron J* 101:797–799
- Marquardt P, Krupke C, Johnson WG (2012a) Competition of transgenic volunteer corn with soybean and the effect on western corn rootworm emergence. *Weed Sci* 60:193–198
- Marquardt PT, Johnson WG (2013) Influence of clethodim application timing on control of volunteer corn in soybean. *Weed Technol* 27:645–648
- Marquardt PT, Terry R, Krupke CH, Johnson WG (2012b) Competitive effects of volunteer corn on hybrid corn growth and yield. *Weed Sci* 60:537–541
- McDonald JH (2014) *Handbook of Biological Statistics*. 3rd edn. Baltimore: Sparky House Publishing. 291 p
- Mendiburu F de (2019) *agricolae: Statistical Procedures for Agricultural Research*. <https://CRAN.R-project.org/package=agricolae>. Accessed: April 19, 2020
- Nebraska Corn Board (2017) Corn 101 | Nebraska Corn Board. <https://nebraskacorn.gov/corn-101/>. Accessed: October 8, 2019
- Ostertagová E, Ostertag O, Kováč J (2014) Methodology and application of the Kruskal-Wallis test. *Appl Mech Mater* 611:115–120
- Owen MD (2008) Weed species shifts in glyphosate-resistant crops. *Pest Manag Sci* 64:377–387
- R Core Team (2018) *R: A Language and Environment for Statistical Computing*. Vienna, Austria: R Foundation for Statistical Computing. <http://www.R-project.org/>. Accessed: April 19, 2020
- Rees J, Jhala A (2018) Impacts of volunteer corn on crop yields. *CropWatch*. <https://cropwatch.unl.edu/2018/impacts-volunteer-corn-crop-yields>. Accessed: January 16, 2020
- Sarangi D, Jhala AJ (2019) Palmer amaranth (*Amaranthus palmeri*) and velvetleaf (*Abutilon theophrasti*) control in no-tillage conventional (non-genetically engineered) soybean using overlapping residual herbicide programs. *Weed Technol* 33:95–105
- Shauck T, Smeda R (2014) Competitive effects of hybrid corn on replanted corn. *Weed Technol* 28:685–693
- Shauck TC (2011) *Competition and management of volunteer corn in corn*. MSc thesis. Columbia, MO: University of Missouri. 106 p
- Shay CW, Ellis L, Hires W (1983) Measuring and reducing soybean harvesting losses. University of Missouri Extension Agricultural Publication G01280. 4 p <http://extension.missouri.edu/p/G1280>. Accessed March 18, 2020
- Soltani N, Shropshire C, Sikkema P (2015) Control of volunteer corn with the AAD-1 (aryloxyalkanoate dioxygenase-1) transgene in soybean. *Weed Technol* 29:374–379
- Soltani N, Shropshire C, Sikkema PH (2006) Control of volunteer glyphosate-tolerant maize (*Zea mays*) in glyphosate-tolerant soybean (*Glycine max*). *Crop Prot* 25:178–181
- Steckel LE, Thompson MA, Hayes RM (2009) Herbicide options for controlling glyphosate-tolerant corn in a corn replant situation. *Weed Technol* 23: 243–246
- Underwood MG, Soltani N, Hooker DC, Robinson DE, Vink JP, Swanton CJ, Sikkema PH (2016) The addition of dicamba to POST applications of quizalofop-p-ethyl or clethodim antagonizes volunteer glyphosate-resistant corn control in dicamba-resistant soybean. *Weed Technol* 30:639–647
- [USDA-ERS] United States Department of Agriculture–Economic Research Service (2018) Recent Trends in GE Adoption. <https://www.ers.usda.gov/data-products/adoption-of-genetically-engineered-crops-in-the-us/recent-trends-in-ge-adoption.aspx>. Accessed: May 23, 2019
- [USDA-NASS] United States Department of Agriculture–National Agricultural Statistics Service (2017) 2017 State Agriculture Overview for Nebraska. [https://www.nass.usda.gov/Quick\\_Stats/Ag\\_Overview/stateOverview.php?state=NEBRASKA](https://www.nass.usda.gov/Quick_Stats/Ag_Overview/stateOverview.php?state=NEBRASKA). Accessed: November 30, 2018
- Vangessel MJ, Johnson Q, Isaacs M (1997) Response of sethoxydim-resistant corn (*Zea mays*) hybrids to postemergence graminicides. *Weed Technol* 11:598–601



- Wang Y, Rodríguez de Gil P, Chen Y-H, Kromrey JD, Kim ES, Pham T, Nguyen D, Romano JL (2017) Comparing the performance of approaches for testing the homogeneity of variance assumption in one-factor ANOVA models. *Educ Psychol Meas* 77:305–329
- Warnes GR, Bolker B, Lumley T (2018) gmodels: Various R Programming Tools for Model Fitting. <https://CRAN.R-project.org/package=gmodels>. Accessed: April 19, 2020
- Wilson R, Sandell L, Robert K, Mark B (2010) Volunteer corn control. Pages 212–215 in *Proceedings of the 2010 Crop Production Clinic*. Lincoln, NE: University of Nebraska-Lincoln Extension
- Wortman SE (2014) Integrating weed and vegetable crop management with multifunctional air-propelled abrasive grits. *Weed Technol* 28:243–252
- Young BG, Hart SE (1997) Control of volunteer sethoxydim-resistant corn (*Zea mays*) in soybean (*Glycine max*). *Weed Technol* 11:649–655